


2018 LGCSE Top Achievers

Rank	No. of A*	Candidate Name	Gender	Centre No.	School
1	7	MOKHAKALA MOLISE K	M	LS602	ST. BONIFACE HIGH SCHOOL
2	6	RAMORUTI TSEBANG PETER	M	LS593	SEEISO GRIFFITHS HIGH SCHOOL
3	5	KOTELO NCHOME	M	LS626	THETSANE HIGH SCHOOL
3	5	LEFETA NEO MOTS'ELISI	F	LS537	LESOTHO HIGH SCHOOL
3	5	LENKA MALEFETSANE DAVID	M	LS640	MALITHUSO HIGH SCHOOL
3	5	MOILOA LINEO	F	LS522	HOLY FAMILY HIGH SCHOOL
3	5	NTESO RELEBOHILE MICHELLE	F	LS543	MABATHOANA HIGH SCHOOL
3	5	SELLO CAROLINE MAMELLO	F	LS621	ST. STEPHEN'S DIOCESAN HIGH SCHOOL
3	5	VAN-TONDER TS'EPO	M	LS612	ST. JOSEPH'S HIGH SCHOOL
4	4	LEJAHMA MAKOPAI AGNES	F	LS569	METHODIST HIGH SCHOOL
4	4	MAHLAHA POELO	F	LS522	HOLY FAMILY HIGH SCHOOL
4	4	MAKETEKETE KOPANO	M	LS602	ST. BONIFACE HIGH SCHOOL
4	4	MAOATSA MARK REFILOE	M	LS533	KINGSGATE HIGH SCHOOL
5	3	CHABELI KANANELO VICTOR	M	LS533	KINGSGATE HIGH SCHOOL
5	3	KHASANE THAPELO DAVID	M	LS602	ST. BONIFACE HIGH SCHOOL
5	3	LEFULEBE NKHOTHATSENG	F	LS697	LEQELE HIGH SCHOOL
5	3	LETSIE 'MALEPAE	F	LS537	LESOTHO HIGH SCHOOL
5	3	LIBE 'MALESABOANA	F	LS537	LESOTHO HIGH SCHOOL
5	3	MAHIRITONA THABANG	M	LS505	BERENG HIGH SCHOOL
5	3	MAKOA LIBUSENG ANNACLETTA	F	LS537	LESOTHO HIGH SCHOOL
5	3	MARAKE KATLEHO	M	LS627	TS'AKHOLO HIGH SCHOOL
5	3	MARTINS LERATO	F	LS530	KHETHISA HIGH SCHOOL
5	3	MOFUBE TEBHO RETHABILE	M	LS520	HLOTSE HIGH SCHOOL
5	3	MOHONO THATO	F	LS537	LESOTHO HIGH SCHOOL
5	3	MOSALA DAVIS THAPELO	M	LS537	LESOTHO HIGH SCHOOL
5	3	MOTSIELOA MOLELEKI	M	LS653	MAPUTSOE COMMUNITY HIGH SCHOOL
5	3	NTLHOLA MOHAU ALFRED	M	LS571	MOLAPO HIGH SCHOOL
5	3	RAKHAPU TOHLANG JOHN	M	LS537	LESOTHO HIGH SCHOOL
5	3	RAMALIEHE KABELO	M	LS621	ST. STEPHEN'S DIOCESAN HIGH SCHOOL
5	3	RAMATABOE TLHOKOMOLO	M	LS537	LESOTHO HIGH SCHOOL
5	3	SEIPOBI CHARLES TSHEPE	M	LS537	LESOTHO HIGH SCHOOL
5	3	THAMAE NTOETSI	F	LS613	ST. MARY'S HIGH SCHOOL
5	3	WALAZA LENDELANE JOHANNES	M	LS563	MASITISE HIGH SCHOOL
6	2	BOROTHO AKHENTE ERNEST	M	LS535	LERIBE ENGLISH MEDIUM HIGH SCHOOL
6	2	HLALELE KANANELO	M	LS533	KINGSGATE HIGH SCHOOL
6	2	JOCKEY LINEO MONICA	F	LS537	LESOTHO HIGH SCHOOL
6	2	KETSO RETHABILE	M	LS543	MABATHOANA HIGH SCHOOL
6	2	KHEOLA LEBONA	M	LS511	BOTHA-BOTHE HIGH SCHOOL
6	2	KHOANYANE 'MATS'EHLO A	F	LS537	LESOTHO HIGH SCHOOL
6	2	KHUSU LEFA	M	LS880	MOKHOTLONG HIGH SCHOOL
6	2	LEEMISA HLALEFANG	F	LS579	MT. TABOR HIGH SCHOOL
6	2	LEEMISA TLHALEFO	F	LS579	MT. TABOR HIGH SCHOOL
6	2	LEKOEKOE MPINANE	F	LS613	ST. MARY'S HIGH SCHOOL
6	2	LERABA MABULELA C	M	LS530	KHETHISA HIGH SCHOOL
6	2	LESENYA GRACE KELUMETSE	F	LS621	ST. STEPHEN'S DIOCESAN HIGH SCHOOL
6	2	LESENYEHO TS'EPANG	F	LS601	ST. BARNABAS HIGH SCHOOL



2018 LGCSE Top Achievers

Rank	No. of A*	Candidate Name	Gender	Centre No.	School
6	2	MAFA AGNES PULENG	F	LS568	MAZENOD HIGH SCHOOL
6	2	MAHABA PADASH PHAMOLI	M	LS537	LESOTHO HIGH SCHOOL
6	2	MAHLOMAHOLO THABO	M	LS571	MOLAPO HIGH SCHOOL
6	2	MAHLOMOLA THATO	M	LS533	KINGSGATE HIGH SCHOOL
6	2	MAKHETHA MAKHETHE	M	LS541	LIKUENA HIGH SCHOOL
6	2	MAKOAE 'MAMARELEOA	F	LS511	BOTHA-BOTHE HIGH SCHOOL
6	2	MATABANE 'NEHENG JULIAH	F	LS537	LESOTHO HIGH SCHOOL
6	2	MATABANE SAMKELO	M	LS511	BOTHA-BOTHE HIGH SCHOOL
6	2	MATHENJANE MOTLATSI	M	LS682	LESIA HIGH SCHOOL
6	2	MELAO FEKILE	F	LS571	MOLAPO HIGH SCHOOL
6	2	MOHALE PALESA	F	LS621	ST. STEPHEN'S DIOCESAN HIGH SCHOOL
6	2	MOLEFI MOLEFI	M	LS878	NTAOTE HIGH SCHOOL
6	2	MOLEFI MOLIKO	M	LS581	NTLOANA-TSOANA HIGH SCHOOL
6	2	MOLIKOE NTHABELENG	F	LS533	KINGSGATE HIGH SCHOOL
6	2	MONYAKE KANONO	M	LS533	KINGSGATE HIGH SCHOOL
6	2	MOOROSI BOITUMELO	F	LS621	ST. STEPHEN'S DIOCESAN HIGH SCHOOL
6	2	MOSITI TS'OANELO	F	LS569	METHODIST HIGH SCHOOL
6	2	MOTJOPE CAROLINE NTS'IUOA	F	LS537	LESOTHO HIGH SCHOOL
6	2	MPEKE KABELO	F	LS535	LERIBE ENGLISH MEDIUM HIGH SCHOOL
6	2	MPESI TS'OTETSI MICHAEL	M	LS537	LESOTHO HIGH SCHOOL
6	2	MPHAKOANYANE KOENA TS'OARELO	F	LS537	LESOTHO HIGH SCHOOL
6	2	NDABAMBI BONGANI	M	LS595	SEFIKA HIGH SCHOOL
6	2	NKONE RORISANG	F	LS511	BOTHA-BOTHE HIGH SCHOOL
6	2	NTAI THATO	M	LS537	LESOTHO HIGH SCHOOL
6	2	NTHEOLA RENANG GLOVIES	M	LS537	LESOTHO HIGH SCHOOL
6	2	NTLOU TLALANE	F	LS621	ST. STEPHEN'S DIOCESAN HIGH SCHOOL
6	2	PHOOKO SEBABATSO	F	LS621	ST. STEPHEN'S DIOCESAN HIGH SCHOOL
6	2	RAFUBE REITUMETSE JERMINAH	F	LS576	MOTSEKUOA HIGH SCHOOL
6	2	RAMASANA REARABETSOE	M	LS533	KINGSGATE HIGH SCHOOL
6	2	RANTS'O PALESA RUTH	F	LS537	LESOTHO HIGH SCHOOL
6	2	RATHEBE KELIBONE	F	LS571	MOLAPO HIGH SCHOOL
6	2	SENGOAI SAMUEL SENGAI	M	LS569	METHODIST HIGH SCHOOL
6	2	SETENANE 'MALAKA	F	LS873	IKHETHELENG HIGH SCHOOL
6	2	THEBE 'MAMOSHOESHOE	F	LS627	TS'AKHOLO HIGH SCHOOL
7	1	ADAM LISEMELO AUGUSTINA	F	LS535	LERIBE ENGLISH MEDIUM HIGH SCHOOL
7	1	ADONTS'I MBONGENI	M	LS537	LESOTHO HIGH SCHOOL
7	1	BUTS'ANA NTHABISENG	F	LS511	BOTHA-BOTHE HIGH SCHOOL
7	1	CHEELI 'MANTSANE ALINA	F	LS530	KHETHISA HIGH SCHOOL
7	1	FOBO LINEO	F	LS530	KHETHISA HIGH SCHOOL
7	1	FOULO 'MALIAU ANASTIA	F	LS697	LEQELE HIGH SCHOOL
7	1	HLOKASE NTLOTISENG	F	LS505	BERENG HIGH SCHOOL
7	1	JAASE KHALALELO	F	LS877	MOOROSI HIGH SCHOOL
7	1	KAMOHI PALESA	F	LS537	LESOTHO HIGH SCHOOL
7	1	KHAOLI THUSO	M	LS697	LEQELE HIGH SCHOOL
7	1	KHETHANG TS'OANELO	M	LS615	ST. PATRICK'S HIGH SCHOOL
7	1	KHOLUMO THABANG	M	LS537	LESOTHO HIGH SCHOOL
7	1	LEHANA LIMPHO	F	LS530	KHETHISA HIGH SCHOOL
7	1	LEJONE TS'OANELO	F	LS511	BOTHA-BOTHE HIGH SCHOOL
7	1	LEKHERA THABO	M	LS697	LEQELE HIGH SCHOOL
7	1	LENGETA SOPHIA MATJOENG	F	LS511	BOTHA-BOTHE HIGH SCHOOL


EXAMINER OF LESOTHO
CHIEF EXAMINER OFFICER

2019-01-21

P.O. BOX 607, Maseru 100


2018 LGCSE Top Achievers

Rank	No. of A*	Candidate Name	Gender	Centre No.	School
7	1	LETHABELA SENTLE	M	LS591	SACRED HEART HIGH SCHOOL
7	1	LETHENA NTELISENG	F	LS621	ST. STEPHEN'S DIOCESAN HIGH SCHOOL
7	1	LETSOSA 'MATHAPELO	F	LS627	TS'AKHOLO HIGH SCHOOL
7	1	MABASO THEMBEKILE	F	LS571	MOLAPO HIGH SCHOOL
7	1	MABETHA NTEBOHELENG	F	LS537	LESOTHO HIGH SCHOOL
7	1	MABUSE 'MASECHABA	F	LS513	CENEZ HIGH SCHOOL
7	1	MACHENENE NTHABISENG	F	LS510	BOTHA-BOTHE COMMUNITY HIGH SCHOOL
7	1	MADUNA STHEMBILE	F	LS537	LESOTHO HIGH SCHOOL
7	1	MAFA RETHABILE	F	LS568	MAZENOD HIGH SCHOOL
7	1	MAHLAHA THABO EMMANUEL	M	LS526	ITEKENG HIGH SCHOOL
7	1	MAHLO MALUNGA	M	LS533	KINGSGATE HIGH SCHOOL
7	1	MAIME PUSETSO	M	LS697	LEQELE HIGH SCHOOL
7	1	MAKHELE TEBOHO VINCENT	M	LS621	ST. STEPHEN'S DIOCESAN HIGH SCHOOL
7	1	MALAPANE TS'ITSO	M	LS621	ST. STEPHEN'S DIOCESAN HIGH SCHOOL
7	1	MAPESELA KELELLO	M	LS537	LESOTHO HIGH SCHOOL
7	1	MAPHOMOLO SAMUEL NKOSANA	M	LS535	LERIBE ENGLISH MEDIUM HIGH SCHOOL
7	1	MAQAKACHANE RELEBOHILE	F	LS535	LERIBE ENGLISH MEDIUM HIGH SCHOOL
7	1	MATELA NTSOAKI	F	LS613	ST. MARY'S HIGH SCHOOL
7	1	MATHE PHILLIMON	M	LS533	KINGSGATE HIGH SCHOOL
7	1	MATSEPE THAPELO	M	LS533	KINGSGATE HIGH SCHOOL
7	1	MATSOSO FRANCINA NTHATI	F	LS873	IKHETHELENG HIGH SCHOOL
7	1	MATSOSO PALESA	F	LS563	MASITISE HIGH SCHOOL
7	1	'MEI ECKARD	M	LS535	LERIBE ENGLISH MEDIUM HIGH SCHOOL
7	1	MOAHLOLI JUSTINA TSELANE	F	LS543	MABATHOANA HIGH SCHOOL
7	1	MOAKHI NEO	M	LS591	SACRED HEART HIGH SCHOOL
7	1	MOHALE MAVIS MOLIEHI	F	LS537	LESOTHO HIGH SCHOOL
7	1	MOHAU SAMUEL	M	LS571	MOLAPO HIGH SCHOOL
7	1	MOHLOLO MOTLATSI	M	LS875	MASOWE HIGH SCHOOL
7	1	MOHOASE BOITUMELO	F	LS621	ST. STEPHEN'S DIOCESAN HIGH SCHOOL
7	1	MOKAKE NALELI	M	LS537	LESOTHO HIGH SCHOOL
7	1	MOKETE KARABO JOHN	M	LS537	LESOTHO HIGH SCHOOL
7	1	MOKETE MARAKE	M	LS602	ST. BONIFACE HIGH SCHOOL
7	1	MOKHETHI MOCHINI	M	LS571	MOLAPO HIGH SCHOOL
7	1	MOKOROSI HAPE	F	LS537	LESOTHO HIGH SCHOOL
7	1	MOKUENA KANANELO	M	LS621	ST. STEPHEN'S DIOCESAN HIGH SCHOOL
7	1	MOLEFE KAMOHELO IGNATIUS	M	LS533	KINGSGATE HIGH SCHOOL
7	1	MOLEFE RETHABILE SYLVESTER	M	LS602	ST. BONIFACE HIGH SCHOOL
7	1	MOLEKO LIMPHO	F	LS621	ST. STEPHEN'S DIOCESAN HIGH SCHOOL
7	1	MONKU LEON ANDILE	M	LS602	ST. BONIFACE HIGH SCHOOL
7	1	MONYAU KOSAKA GERARD	M	LS627	TS'AKHOLO HIGH SCHOOL
7	1	MOPASI SELEKE	M	LS547	MAKHAOLA HIGH SCHOOL
7	1	MOPELI THABANG SYLVESTER	M	LS521	HOLY CROSS HIGH SCHOOL
7	1	MORIEE THOAHLANE ANANIAS	M	LS682	LESIA HIGH SCHOOL
7	1	MOSAE MOHLABA	M	LS602	ST. BONIFACE HIGH SCHOOL
7	1	MOSESE SIMON RABASOTHO	M	LS621	ST. STEPHEN'S DIOCESAN HIGH SCHOOL
7	1	MOSHOESHOE 'MAMOTLATSI PHILOMENAH	F	LS621	ST. STEPHEN'S DIOCESAN HIGH SCHOOL
7	1	MOSITI LIBE	M	LS602	ST. BONIFACE HIGH SCHOOL
7	1	MOSIUOA LERATO	F	LS535	LERIBE ENGLISH MEDIUM HIGH SCHOOL
7	1	MOSIUOA 'MABAKUBUNG GLADYS	F	LS621	ST. STEPHEN'S DIOCESAN HIGH SCHOOL
7	1	MOSOLO LEHLOHONOLO DAVID	M	LS537	LESOTHO HIGH SCHOOL
7	1	MOTLEJOA TS'ELISEHANG	M	LS563	MASITISE HIGH SCHOOL



2018 LGCSE Top Achievers

Rank	No. of A*	Candidate Name	Gender	Centre No.	School
7	1	MOTLOMELO LEMUEL MOLEMO	M	LS537	LESOTHO HIGH SCHOOL
7	1	MOTSAMAI ABIELE	M	LS861	HOPE HIGH SCHOOL
7	1	MOTUMI 'MAKALI	F	LS621	ST. STEPHEN'S DIOCESAN HIGH SCHOOL
7	1	MPHUTHI LITEBOHO	F	LS537	LESOTHO HIGH SCHOOL
7	1	MSIBI THANDEKA	F	LS571	MOLAPO HIGH SCHOOL
7	1	MULEWA Yael MULUBWA	F	LS522	HOLY FAMILY HIGH SCHOOL
7	1	NAMANE CHERE FRANCIS	M	LS601	ST. BARNABAS HIGH SCHOOL
7	1	NGOANAPOLI SEHLOMENG JOSEPHINE	F	LS505	BERENG HIGH SCHOOL
7	1	NKOE FREDDICK TS'EPANG	M	LS595	SEFIKA HIGH SCHOOL
7	1	NKUKA 'MAPOLO AGNES	F	LS535	LERIBE ENGLISH MEDIUM HIGH SCHOOL
7	1	NTESO LIEKETSENG JULIA	F	LS537	LESOTHO HIGH SCHOOL
7	1	NTISA LIKENKENG IMELDA	F	LS537	LESOTHO HIGH SCHOOL
7	1	NTJOKO TS'EPO	M	LS515	DAHON HIGH SCHOOL
7	1	NTONE MOTLATSI	M	LS878	NTAOTE HIGH SCHOOL
7	1	NTS'ONYANA ANDREAS MOHAU	M	LS595	SEFIKA HIGH SCHOOL
7	1	NYAPISI FIONA	F	LS520	HLOTSE HIGH SCHOOL
7	1	PHALI KHOTSO	M	LS874	MASENATE HIGH SCHOOL
7	1	PHEKO RELEBOHILE FAITH	F	LS537	LESOTHO HIGH SCHOOL
7	1	PHOLO POELO	F	LS522	HOLY FAMILY HIGH SCHOOL
7	1	PITSO KAMOHO	M	LS878	NTAOTE HIGH SCHOOL
7	1	PITSO 'MAPAILE	F	LS533	KINGSGATE HIGH SCHOOL
7	1	PLAATJIE 'MAMAOKE P	F	LS569	METHODIST HIGH SCHOOL
7	1	POLAKI ITHABEENG	F	LS537	LESOTHO HIGH SCHOOL
7	1	POLAKI REATILE GRACE	F	LS537	LESOTHO HIGH SCHOOL
7	1	POSHOLI NKHALA	F	LS595	SEFIKA HIGH SCHOOL
7	1	POTJIRI MPH	F	LS511	BOTHA-BOTHE HIGH SCHOOL
7	1	PUTSOANE TS'EPO	M	LS595	SEFIKA HIGH SCHOOL
7	1	RAMAISA SEELE	M	LS537	LESOTHO HIGH SCHOOL
7	1	RAMAJOE CALVIN MOEKETSI	M	LS653	MAPUTSOE COMMUNITY HIGH SCHOOL
7	1	RAMAPEPE NYAKALLO	F	LS530	KHETHISA HIGH SCHOOL
7	1	RAMENO THABANG	M	LS537	LESOTHO HIGH SCHOOL
7	1	RAMOLOKO SEBINA CLOUDIA	F	LS609	ST. JAMES HIGH SCHOOL
7	1	RAMOOTSI THABELO	M	LS537	LESOTHO HIGH SCHOOL
7	1	SECHACHE NEO LYLIAN	F	LS585	PITSENG HIGH SCHOOL
7	1	SEEQELA MBULELO	M	LS533	KINGSGATE HIGH SCHOOL
7	1	SEKATE HLOMPHO	F	LS537	LESOTHO HIGH SCHOOL
7	1	SEKOAI TEBELLO	M	LS606	ST. DENIS HIGH SCHOOL
7	1	SEKOERE HLAULI	M	LS621	ST. STEPHEN'S DIOCESAN HIGH SCHOOL
7	1	SEKONYELA NTUTU DAVID	M	LS537	LESOTHO HIGH SCHOOL
7	1	SEQHOANG MOKHANTS'O GLADYS	F	LS511	BOTHA-BOTHE HIGH SCHOOL
7	1	TAUTONA MICHAEL TAUTONA	M	LS537	LESOTHO HIGH SCHOOL
7	1	THAMAE ANNETTE KARABO	F	LS613	ST. MARY'S HIGH SCHOOL
7	1	THATHAI REITHABETSE	F	LS530	KHETHISA HIGH SCHOOL
7	1	THATHAZELA VIKILE	F	LS621	ST. STEPHEN'S DIOCESAN HIGH SCHOOL
7	1	TIKISO NANDY	F	LS569	METHODIST HIGH SCHOOL
7	1	TJAKATA LEOMA	M	LS591	SACRED HEART HIGH SCHOOL
7	1	TLEBERE PULUMO JOSHUA	M	LS537	LESOTHO HIGH SCHOOL
7	1	TOMOSE TS'EPO	M	LS602	ST. BONIFACE HIGH SCHOOL
7	1	TS'OOANA PALESA MARY	F	LS613	ST. MARY'S HIGH SCHOOL



EXAMINATIONS COUNCIL OF LESOTHO 2018 LGCSE RESULTS BY DISTRICT

District Code and Name	Student Total	A*	A	B	C	D	E	F	G	U	X	Total	A*-G	(%)	A*-A	(%)
100 MASERU DISTRICT	3966	190	811	2543	5413	5807	5459	4664	2817	1397	226	29101	27704	95.2	1001	3.44
200 BEREA DISTRICT	2047	47	256	962	2647	2833	2780	2609	1706	738	192	14578	13840	94.94	303	2.08
300 LERIBE DISTRICT	2896	119	492	1934	4156	4471	4192	3459	2086	905	171	21814	20909	95.85	611	2.8
400 BUTHA-BUTHE DISTRICT	1047	55	222	708	1459	1431	1540	1349	857	383	50	8004	7621	95.21	277	3.46
500 MOKHOTLONG DISTRICT	518	14	63	292	745	787	737	609	399	143	46	3789	3646	96.23	77	2.03
550 THABA-TSEKA DISTRICT	378	6	43	240	477	476	540	515	297	128	18	2722	2594	95.3	49	1.8
600 QACHA'S NEK DISTRICT	443	2	38	210	626	748	691	572	269	118	50	3274	3156	96.4	40	1.22
700 QUTHING DISTRICT	716	11	60	228	691	1020	1043	1024	771	477	84	5325	4848	91.04	71	1.33
800 MOHALE'S HOEK DISTRICT	756	43	168	608	1114	1109	1018	893	617	313	68	5883	5570	94.68	211	3.59
900 MAFETENG DISTRICT	1597	53	205	854	2358	2555	2291	1856	1065	438	267	11675	11237	96.25	258	2.21
*** Totals for all Centres ***	14364	540	2358	8579	19692	21256	21256	17552	10884	5040	1172	106165	101125	95.25	2898	2.73

*** End Of Report ***

EXAMINATIONS COUNCIL OF LESOTHO
SCHOOLS PERFORMANCE

Session: November 2017 - 2018

LGCSE/IGCSE O LEVEL

SCHOOL NAME	Total cand.		A*	A*	A	A	B	B	C	C	D	D	E	E	U	U	X	X	A-U	A-U	A-E	%	A-E	%	A*-A	%	A*-A	%
	2018	2017	2018	2017	2018	2017	2018	2017	2018	2017	2018	2017	2018	2017	2018	2017	2018	2017	2018	2017	2018	2017	2018	2017	2018	2017	2018	2017
LESOTHO H. S.	275	232	104	52	279	201	491	461	556	554	335	268	202	159	25	16	1	0	2199	1856	1967	89.4	1695	91.3	383	17.4	253	13.63
ST. STEPHEN'S H. S.	116	120	35	36	109	133	281	265	305	334	125	109	47	59	1	1	0	1	928	960	902	97.2	936	97.5	144	15.52	169	17.6
LERIBE E. Med H. S.	75	129	14	39	69	94	189	213	232	316	85	187	39	135	0	7	0	21	662	1102	628	94.9	984	89.3	83	12.54	133	12.07
MOLAPO H. S.	115	93	18	12	75	60	167	136	239	217	156	124	76	67	7	2	0	0	805	651	731	90.8	616	94.6	93	11.55	72	11.06
KINGSGATE H. S.	123	104	27	8	68	28	176	142	294	274	176	163	83	86	0	0	10	0	851	728	824	96.8	701	96.3	95	11.16	36	4.95
METHODIST H. S.	156	144	20	11	87	52	177	199	413	394	224	245	147	146	3	1	7	0	1178	1114	1068	90.7	1047	94	107	9.08	63	5.66
NTAOTE H. S.	33	44	4	0	15	2	52	50	66	77	35	78	29	71	2	10	0	0	231	352	201	87	278	79	19	8.23	2	0.57
MOKHOTLONG H. S.	38	51	3	0	17	1	23	14	48	45	45	55	58	98	3	8	14	2	254	355	194	76.4	213	60	20	7.87	1	0.28
BOTHA-BOTHE H. S.	176	178	21	14	82	77	256	229	389	450	282	285	201	242	11	0	1	8	1407	1416	1231	87.5	1297	91.6	103	7.32	91	6.43
MT. TABOR H. S.	49	75	6	0	18	6	72	34	104	124	61	140	43	123	5	5	0	0	343	525	304	88.6	427	81.3	24	7	6	1.14
ST. MARY'S H. S.	107	112	11	9	45	30	144	127	256	282	184	211	111	129	7	8	5	0	851	896	751	88.2	788	87.9	56	6.58	39	4.35
SEFIKA H. S.	153	158	7	16	55	60	138	156	284	303	207	199	147	189	13	10	1	12	1026	1068	838	81.7	923	86.4	62	6.04	76	7.12
MASOWE H. S.	77	56	3	0	29	14	112	50	195	102	110	90	58	81	0	2	0	0	539	392	507	94.1	337	86	32	5.94	14	3.57
KHETHISA H. S.	160	164	16	2	55	35	195	152	357	375	280	318	178	243	5	9	8	0	1235	1311	1081	87.5	1125	85.8	71	5.75	37	2.82
HOLY FAMILY H. S.	158	138	14	7	58	54	245	188	364	301	236	189	196	198	6	8	1	0	1263	1104	1113	88.1	937	84.9	72	5.7	61	5.53
SEBAPALA H. S.	29	34	0	1	13	4	28	16	69	60	60	56	43	59	1	8	1	9	231	263	213	92.2	196	74.5	13	5.63	5	1.9
ST. BONIFACE H. S.	147	100	21	19	44	59	168	169	316	239	245	167	222	88	3	3	1	0	1177	800	1016	86.3	741	92.6	65	5.52	78	9.75
ST. PAUL'S H. S.	85	85	11	9	26	34	60	94	134	124	154	140	122	98	15	11	1	17	679	663	507	74.7	499	75.3	37	5.45	43	6.49
QALO H. S.	85	89	9	1	26	3	44	27	74	120	85	88	127	191	79	40	2	0	678	712	365	53.8	430	60.4	35	5.16	4	0.56
MABATHOANA H. S.	127	154	8	7	41	53	122	181	323	357	231	246	139	173	10	17	2	21	966	1171	864	89.4	1017	86.8	49	5.07	60	5.12
LEQELE H. S.	179	188	11	7	46	28	183	152	279	375	232	298	237	235	13	8	28	10	1225	1306	988	80.7	1095	83.8	57	4.65	35	2.68
ST. DENIS H. S.	48	35	4	2	13	5	28	18	56	42	62	58	77	69	17	12	12	2	372	278	240	64.5	194	69.8	17	4.57	7	2.52
LINOKONG H. S.	23	22	1	0	7	1	20	4	40	26	39	24	40	56	5	11	0	8	184	168	147	79.9	111	66.1	8	4.35	1	0.6
ST. BARNABAS H. S.	95	127	4	0	29	8	78	39	148	134	146	153	124	221	38	67	0	5	760	940	529	69.6	555	59	33	4.34	8	0.85
MAPETLA H. S.	88	132	1	3	24	22	57	75	119	171	145	184	120	235	14	24	0	7	616	917	466	75.6	690	75.2	25	4.06	25	2.73
PUKANE H. S.	89	88	6	5	18	9	38	58	112	118	103	132	140	149	14	8	7	15	616	601	417	67.7	471	78.4	24	3.9	14	2.33
MAZENOD H. S.	59	111	3	1	13	5	48	53	89	140	91	144	87	160	4	55	1	1	412	776	331	80.3	503	64.8	16	3.88	6	0.77
ITEKENG H. S.	164	166	6	3	38	20	161	125	311	353	282	273	193	212	11	13	0	0	1148	1162	991	86.3	986	84.9	44	3.83	23	1.98
TS'AKHOLO H. S.	153	142	9	20	36	71	136	201	411	430	316	252	176	111	1	0	1	0	1181	1114	1084	91.8	1085	97.4	45	3.81	91	8.17
LANCER'S GAP H. S.	97	85	3	6	22	23	51	71	145	126	145	104	127	108	17	18	8	2	671	593	493	73.5	438	73.9	25	3.73	29	4.89
SACRED HEART H. S.	93	80	4	6	23	21	113	76	195	139	135	126	115	126	27	28	0	0	745	641	585	78.5	494	77.1	27	3.62	27	4.21
ST. THERESA H. S.	68	47	2	3	15	3	80	30	96	73	80	58	80	82	10	2	7	0	469	329	353	75.3	249	75.7	17	3.62	6	1.82
THETSANE H. S.	143	142	8	5	28	27	109	115	236	239	214	231	217	192	18	26	0	0	1001	994	812	81.1	809	81.4	36	3.6	32	3.22
QOQOLOSING H. S.	14	12	2	0	2	1	6	9	10	22	27	16	26	23	5	3	0	0	112	108	73	65.2	71	65.7	4	3.57	1	0.93

EXAMINATIONS COUNCIL OF LESOTHO
SCHOOLS PERFORMANCE

Session: November 2017 - 2018

LGCSE/IGCSE O LEVEL

SCHOOL NAME	Total cand.		A*	A*	A	A	B	B	C	C	D	D	E	E	U	U	X	X	A-U	A-U	A-E	%	A-E	%	A*-A	%	A*-A	%
	2018	2017	2018	2017	2018	2017	2018	2017	2018	2017	2018	2017	2018	2017	2018	2017	2018	2017	2018	2017	2018	2017	2018	2017	2018	2017	2018	2017
BERENG H. S.	140	114	7	2	32	12	121	76	322	222	262	239	205	199	5	9	1	8	1119	904	949	84.8	750	83	39	3.49	14	1.55
ST. AGNES H. S.	121	114	3	2	26	13	87	51	194	130	175	161	155	185	20	19	12	25	835	773	640	76.6	542	70.1	29	3.47	15	1.94
HOLY NAMES H. S.	44	52	1	0	11	3	35	34	78	91	81	90	69	94	6	16	0	0	352	416	275	78.1	312	75	12	3.41	3	0.72
ST. ROSE H. S. PEKA	64	46	1	1	14	6	61	24	94	75	105	84	92	71	3	1	0	3	448	319	367	81.9	261	81.8	15	3.35	7	2.19
MAPUTSOE H. S.	112	142	5	16	24	64	94	163	250	250	193	185	155	164	9	10	25	7	871	987	721	82.8	842	85.3	29	3.33	80	8.11
MORIJA GIRLS' H. S.	55	24	0	1	14	9	50	20	79	48	69	45	79	33	18	1	0	0	440	192	291	66.1	156	81.3	14	3.18	10	5.21
MALITHUSO H. S.	79	78	6	0	11	8	41	43	129	167	124	102	97	112	12	4	16	7	538	539	408	75.8	432	80.1	17	3.16	8	1.48
IKHETHELENG H. S.	42	29	3	0	6	1	13	6	39	30	41	35	55	61	14	5	1	0	294	203	157	53.4	133	65.5	9	3.06	1	0.49
REHAUHEHETSOE H. S.	37	44	0	0	9	1	27	14	45	68	44	94	56	76	18	7	0	8	296	344	181	61.1	253	73.5	9	3.04	1	0.29
BOTHA-BOTHE C.H	102	105	4	1	20	12	84	103	194	205	127	175	150	173	28	32	7	1	809	839	579	71.6	669	79.7	24	2.97	13	1.55
JOHN XXIII H. S.	22	25	0	0	5	4	22	10	35	35	43	35	22	44	7	5	0	0	170	187	127	74.7	128	68.4	5	2.94	4	2.14
LERIBE H. S.	69	97	5	0	11	3	54	18	113	88	110	131	129	192	3	39	2	14	550	762	422	76.7	432	56.7	16	2.91	3	0.39
HOLY CROSS H. S.	46	42	2	2	8	7	27	24	54	59	53	50	57	48	28	47	3	0	363	336	201	55.4	190	56.5	10	2.75	9	2.68
LIKILA H. S.	48	71	2	2	7	2	29	28	72	66	76	84	79	140	1	20	7	7	329	490	265	80.5	322	65.7	9	2.74	4	0.82
ST. MARTINS H. S.	16	20	0	0	3	0	6	3	19	13	13	17	21	24	8	22	0	0	112	140	62	55.4	57	40.7	3	2.68	0	0
LESIA H. S.	102	121	3	0	16	18	52	82	96	142	123	138	158	193	20	15	0	7	725	840	448	61.8	573	68.2	19	2.62	18	2.14
NQECHANE H. S.	44	40	0	0	8	2	23	19	79	58	58	78	74	61	6	0	0	14	307	266	242	78.8	218	82	8	2.61	2	0.75
RASETIMELA H. S.	86	79	1	0	14	4	52	29	106	100	101	122	133	139	19	12	2	0	600	553	407	67.8	394	71.2	15	2.5	4	0.72
KOLONYAMA H. S.	72	62	0	0	14	3	51	18	98	91	107	93	103	106	33	19	2	0	572	494	373	65.2	311	63	14	2.45	3	0.61
SEEISO GRIFFITHS H.	167	120	8	5	20	34	132	79	310	182	277	144	233	192	8	7	1	11	1171	832	980	83.7	636	76.4	28	2.39	39	4.69
NYAKOSOBAB HARM.	18	32	0	0	3	0	12	3	21	10	16	24	23	51	13	19	0	7	126	217	75	59.5	88	40.6	3	2.38	0	0
MORAPELI H. S.	48	63	0	0	9	3	33	30	60	98	77	88	76	116	17	33	2	0	382	504	255	66.8	335	66.5	9	2.36	3	0.6
RATSOEU H. S.	16	30	1	0	2	1	8	12	17	51	33	39	35	50	0	13	0	0	128	240	96	75	153	63.8	3	2.34	1	0.42
BOKORO H. S.	38	52	1	0	6	8	37	47	73	97	44	73	54	68	15	26	0	0	304	416	215	70.7	293	70.4	7	2.30	8	1.92
CENEZ H. S.	95	119	3	3	14	13	86	71	222	212	153	207	140	214	4	47	9	0	751	952	618	82.3	720	75.6	17	2.26	16	1.68
MASITISE H. S.	161	133	7	3	18	11	48	32	126	105	213	150	226	207	74	61	18	14	1109	918	638	57.5	508	55.3	25	2.25	14	1.53
NEW MILLENNIUM	107	109	0	1	19	13	69	58	192	191	188	197	183	221	22	7	6	2	847	870	651	76.9	681	78.3	19	2.24	14	1.61
ST. THOMAS H. S.	76	80	0	2	13	7	68	54	170	154	129	158	113	158	3	4	5	4	603	636	493	81.8	533	83.8	13	2.16	9	1.42
MOTSEKUAO H. S.	47	65	2	0	6	0	28	11	89	72	83	119	88	136	5	22	0	8	376	512	296	78.7	338	66	8	2.13	0	0
ST. MICHAEL'S H. S.	54	75	0	0	9	6	35	49	86	108	110	122	88	137	13	19	1	2	431	598	328	76.1	422	70.6	9	2.09	6	1
SEFAKO H. S.	14	20	0	1	2	1	8	7	20	30	15	29	25	33	3	5	0	1	98	139	70	71.4	101	72.7	2	2.04	2	1.44
MASENATE H. S.	62	63	2	1	8	18	21	51	78	73	114	67	125	128	9	24	1	0	495	504	348	70.3	338	67.1	10	2.02	19	3.77
ABIA H. S.	87	128	1	5	13	18	31	51	81	123	123	164	126	247	73	76	0	2	696	1022	375	53.9	608	59.5	14	2.01	23	2.25
MOHALE'S HOEK H.	54	66	1	0	6	6	29	22	79	77	76	84	78	112	27	32	14	2	357	460	269	75.4	301	65.4	7	1.96	6	1.3

**EXAMINATIONS COUNCIL OF LESOTHO
SCHOOLS PERFORMANCE**

Session: November 2017 - 2018
LGCSE/IGCSE O LEVEL

SCHOOL NAME	Total cand.		A*	A*	A	A	B	B	C	C	D	D	E	E	U	U	X	X	A-U	A-U	A-E	%	A-E	%	A*-A	%	A*-A	%
	2018	2017	2018	2017	2018	2017	2018	2017	2018	2017	2018	2017	2018	2017	2018	2017	2018	2017	2018	2017	2018	2017	2018	2017	2018	2017	2018	2017
MAPHOLANENG H.	52	66	1	1	6	10	23	36	61	68	63	52	71	101	10	35	5	1	359	461	225	62.7	268	58.1	7	1.95	11	2.39
MASERU DAY H. S.	112	138	2	0	13	3	34	23	85	116	121	130	188	231	54	85	9	3	775	963	443	57.2	503	52.2	15	1.94	3	0.31
LIKUENA H. S.	130	127	3	0	17	5	63	54	222	194	210	233	174	250	61	22	5	8	1035	1006	689	66.6	736	73.2	20	1.93	5	0.5
MAKEBE H. S.	13	10	0	0	2	0	11	11	31	32	31	22	21	9	1	0	0	0	104	80	96	92.3	74	92.5	2	1.92	0	0
IMMACULATE H. S.	26	36	0	0	4	4	18	17	46	53	43	49	37	62	5	10	0	0	208	288	148	71.2	185	64.2	4	1.92	4	1.39
PITSENG H. S.	98	83	2	0	11	3	54	56	125	137	134	129	142	130	22	13	8	2	678	579	468	69	455	78.6	13	1.92	3	0.52
ST. PATRICK'S H. S.	107	150	1	2	15	18	100	91	187	289	168	218	144	242	26	60	12	22	844	1178	615	72.9	860	73	16	1.9	20	1.7
ST. JAMES H. S. (MK)	122	133	2	0	16	11	85	99	259	189	247	200	192	225	12	34	2	0	956	1049	801	83.8	724	69	18	1.88	11	1.05
ST. JOSEPH'S H. S.	108	90	5	5	11	9	40	33	123	111	154	125	175	136	49	88	9	2	855	718	508	59.4	419	58.4	16	1.87	14	1.95
ST. CYPRIAN'S H. S.	103	152	1	0	14	7	53	53	136	200	125	181	135	257	71	63	10	7	814	1208	464	57	698	57.8	15	1.84	7	0.58
MAKHAOLA H. S.	109	84	1	0	15	16	77	53	213	160	194	139	173	158	10	8	0	0	872	672	673	77.2	526	78.3	16	1.83	16	2.38
NTLOANA-TSOANA H.	55	46	4	0	3	1	17	16	82	57	107	74	91	71	7	7	0	3	385	319	304	79	219	68.7	7	1.82	1	0.31
MAKHETHISA H. S.	57	49	2	1	6	14	26	47	83	84	103	79	76	92	33	4	0	0	456	392	296	64.9	317	80.9	8	1.75	15	3.83
MASENTLE H. S.	55	78	0	0	7	0	13	2	55	25	63	59	80	125	41	127	36	35	401	589	218	54.4	211	35.8	7	1.75	0	0
BOTHOBA-PELO G.	26	32	1	0	3	0	18	4	63	17	58	52	54	74	3	20	0	9	231	279	197	85.3	147	52.7	4	1.73	0	0
FOBANE H. S.	44	47	0	0	6	0	19	7	71	49	85	79	72	106	2	13	0	0	352	376	253	71.9	241	64.1	6	1.7	0	0
MT. ROYAL H. S.	49	47	0	0	6	0	22	31	65	85	66	65	62	86	11	2	4	0	352	339	221	62.8	267	78.8	6	1.7	0	0
MOOROSI H. S.	110	120	2	3	13	16	28	47	102	111	133	146	199	220	94	77	0	8	880	952	477	54.2	543	57	15	1.7	19	2
LITHABANENG H. S.	83	117	0	1	11	9	40	41	104	120	125	120	119	159	62	151	9	6	655	930	399	60.9	450	48.4	11	1.68	10	1.08
MAPOTENG H. S.	69	74	0	3	8	15	29	42	80	128	80	111	122	118	13	8	3	1	480	517	319	66.5	417	80.7	8	1.67	18	3.48
MATIKOE H. S.	44	101	0	3	5	5	25	33	90	132	69	143	46	157	17	61	7	7	301	700	235	78.1	473	67.6	5	1.66	8	1.14
DAHON H. S.	113	116	3	3	10	13	80	58	194	193	139	173	133	164	33	35	0	14	791	798	559	70.7	604	75.7	13	1.64	16	2.01
QACHA'S NEK H. S.	61	100	0	0	7	10	13	31	88	120	90	149	86	197	23	23	0	0	427	700	284	66.5	507	72.4	7	1.64	10	1.43
MASIANOKENG H. S.	48	68	0	1	6	3	13	8	55	39	86	79	88	123	24	51	8	25	376	518	248	66	253	48.8	6	1.6	4	0.77
STAR CLASSIC E. M.	54	68	2	0	4	0	43	18	81	78	70	86	62	121	32	30	0	0	378	476	262	69.3	303	63.7	6	1.59	0	0
MOSHOESHOE II H.	63	50	1	0	6	2	21	15	74	88	67	72	106	88	13	6	2	0	439	350	275	62.6	265	75.7	7	1.59	2	0.57
RAMAH E. MED H. S.	8	10	0	0	1	0	0	0	10	2	5	6	14	9	9	24	0	2	64	71	30	46.9	17	23.9	1	1.56	0	0
MOPELI H. S.	17	44	0	1	2	3	14	21	21	59	31	54	27	88	3	26	6	0	130	352	95	73.1	226	64.2	2	1.54	4	1.14
PAUL VI H. S.	50	92	0	0	6	1	32	12	49	73	82	124	97	192	14	45	9	3	391	733	266	68	402	54.8	6	1.53	1	0.14
THABA-TSEKA H.	67	82	0	0	8	1	40	22	80	102	105	125	114	192	27	19	0	3	536	653	347	64.7	442	67.7	8	1.49	1	0.15
LEPEKOLA H. S.	35	31	0	0	4	2	33	11	65	44	57	59	59	62	5	3	0	18	280	230	218	77.9	178	77.4	4	1.43	2	0.87
ST. JAMES ANG. H. S.	48	41	0	0	5	3	12	9	66	36	88	53	80	66	38	11	8	14	375	273	251	66.9	167	61.2	5	1.33	3	1.10
POKANE H. S.	31	55	1	0	2	1	16	8	39	35	47	42	38	86	21	70	18	5	230	436	143	62.2	172	39.4	3	1.3	1	0.23
HERMITAGE H. S.	51	51	0	2	5	6	36	15	89	71	87	97	84	94	9	17	17	10	391	398	301	77	285	71.6	5	1.28	8	2.01

EXAMINATIONS COUNCIL OF LESOTHO
SCHOOLS PERFORMANCE

Session: November 2017 - 2018

LGCSE/IGCSE O LEVEL

SCHOOL NAME	Total cand.		A*	A*	A	A	B	B	C	C	D	D	E	E	U	U	X	X	A-U	A-U	A-E	%	A-E	%	A*-A	%	A*-A	%
	2018	2017	2018	2017	2018	2017	2018	2017	2018	2017	2018	2017	2018	2017	2018	2017	2018	2017	2018	2017	2018	2017	2018	2017	2018	2017	2018	2017
HLOTSE H. S.	146	82	4	4	11	17	53	63	224	196	269	162	248	134	32	3	0	10	1168	646	809	69.3	576	89.2	15	1.28	21	3.25
ST. PETERS H. S.	18	14	0	0	2	1	1	9	34	30	30	42	31	25	5	2	3	0	159	126	98	61.6	107	84.9	2	1.26	1	0.79
ST. CATHERINE'S H.	82	66	3	1	4	1	34	10	120	83	156	94	141	116	9	18	0	7	572	453	458	80.1	305	67.3	7	1.22	2	0.44
JOHN MAUND H. S.	73	87	0	0	7	1	43	15	97	81	89	88	95	157	45	65	6	11	576	685	331	57.5	342	49.9	7	1.22	1	0.15
QOALING H. S.	156	145	3	2	12	12	40	57	144	176	213	223	301	312	54	51	7	0	1241	1160	713	57.5	782	67.4	15	1.21	14	1.21
LAGHETTO H. S.	21	20	0	0	2	2	19	12	41	45	48	39	41	36	1	0	0	0	168	160	151	89.9	134	83.8	2	1.19	2	1.25
MAMOHAU H. S.	54	61	0	0	5	7	28	12	87	61	72	95	97	126	27	46	10	2	422	487	289	68.5	301	61.8	5	1.18	7	1.44
RAMATS'ELISO H. S.	13	15	1	0	0	0	5	0	15	10	21	28	19	29	6	5	0	0	91	105	61	67	67	63.8	1	1.10	0	0
LIOLI H. S.	92	96	0	0	7	1	23	19	62	88	119	120	141	160	37	46	2	5	642	667	352	54.8	388	58.2	7	1.09	1	0.15
MAKAOTA H. S.	17	23	0	0	1	1	4	2	14	21	19	28	21	56	5	7	24	1	95	159	59	62.1	108	67.9	1	1.05	1	0.63
THUPA LIKAKA H. S.	29	22	0	0	2	0	6	5	27	21	26	28	52	55	5	4	2	0	201	154	113	56.2	109	70.8	2	1	0	0
MOHATLANE H. S.	26	28	0	1	2	2	9	12	32	42	35	28	33	43	19	14	8	3	200	221	111	55.5	128	57.9	2	1	3	1.36
MAFETENG H. S.	40	33	0	0	3	1	21	9	69	47	64	59	73	68	3	7	17	1	303	263	230	75.9	184	70	3	0.99	1	0.38
TSOINYANE H. S.	63	55	0	1	5	7	27	32	68	59	89	69	128	121	21	9	0	8	504	432	317	62.9	289	66.9	5	0.99	8	1.85
PATLONG H. S.	59	90	0	2	4	6	24	36	71	104	102	117	85	132	15	18	0	16	413	614	286	69.2	397	64.7	4	0.97	8	1.3
LIPOHONG H. S.	16	5	0	0	1	0	0	2	18	11	12	6	24	9	5	0	7	0	105	35	55	52.4	28	80	1	0.95	0	0
MAQASANE H. S.	28	43	0	0	2	0	11	10	35	43	32	44	44	90	18	22	5	10	219	334	124	56.6	187	56	2	0.91	0	0
ASSUMPTION H. S.	155	175	1	4	10	27	82	95	258	257	266	267	227	305	45	83	8	18	1232	1382	844	68.5	955	69.1	11	0.89	31	2.24
MASERIBANE H. S.	119	135	1	6	7	19	38	74	132	193	185	169	175	239	80	67	20	33	931	1047	538	57.8	700	66.9	8	0.86	25	2.39
ST. RODRIQUE'S H.	59	36	0	0	4	8	36	23	95	71	93	64	92	82	17	9	0	0	472	324	320	67.8	248	76.5	4	0.85	8	2.47
GREGG MEM.	15	27	0	0	1	0	6	13	8	24	20	34	26	51	3	12	0	1	120	215	61	50.8	122	56.7	1	0.83	0	0
MAKOLA H. S.	46	43	0	0	3	3	17	20	44	58	64	67	76	71	21	9	0	8	368	336	204	55.4	219	65.2	3	0.82	3	0.89
HLALELE H. S.	77	67	1	0	4	3	9	12	93	70	104	93	121	122	46	33	3	3	613	533	332	54.2	300	56.3	5	0.82	3	0.56
RALIKARIKI H. S.	18	10	0	2	1	2	6	4	14	19	36	14	33	17	4	0	0	0	126	70	90	71.4	58	82.9	1	0.79	4	5.71
AURAY H. S.	37	36	0	0	2	4	8	12	42	33	34	37	48	63	27	18	0	0	259	252	134	51.7	149	59.1	2	0.77	4	1.59
MAHLABATHENG S.	67	38	0	2	4	7	13	27	43	48	68	58	110	73	82	18	7	1	529	303	238	45	215	71	4	0.76	9	2.97
MAHOBONG H. S.	17	17	1	0	0	3	4	10	22	28	33	30	42	36	0	2	0	0	136	136	102	75	107	78.7	1	0.74	3	2.21
HOPE H. S.	81	72	1	0	4	9	46	50	124	118	130	132	151	131	40	21	2	12	695	602	456	65.6	440	73.1	5	0.72	9	1.5
THABENG H. S.	40	21	0	0	2	3	24	10	62	42	83	37	60	35	1	1	0	0	280	147	231	82.5	127	86.4	2	0.71	3	2.04
BISHOP DE MAZ.	40	83	0	3	2	2	19	26	44	75	66	74	57	144	13	47	0	2	280	579	188	67.1	324	56	2	0.71	5	0.86
SECHABA H. S.	20	34	0	0	1	0	6	2	15	13	28	47	36	74	1	12	0	14	140	224	86	61.4	136	60.7	1	0.71	0	0
PULANE H. S.	40	74	0	0	2	2	15	8	51	56	75	96	62	147	11	47	8	16	311	576	205	65.9	309	53.6	2	0.64	2	0.35
MOPHOLOSI H. S.	43	54	0	0	2	0	9	7	49	45	46	51	53	76	46	70	2	23	342	409	159	46.5	179	43.8	2	0.58	0	0
BONHOMME H. S.	49	65	0	1	2	2	26	37	79	93	55	75	78	102	28	29	8	3	384	517	240	62.5	310	60	2	0.52	3	0.58

**EXAMINATIONS COUNCIL OF LESOTHO
SCHOOLS PERFORMANCE**

Session: November 2017 - 2018
LGCSE/IGCSE O LEVEL

SCHOOL NAME	Total cand.		A*	A*	A	A	B	B	C	C	D	D	E	E	U	U	X	X	A-U	A-U	A-E	%	A-E	%	A*-A	%	A*-A	%
	2018	2017	2018	2017	2018	2017	2018	2017	2018	2017	2018	2017	2018	2017	2018	2017	2018	2017	2018	2017	2018	2017	2018	2017	2018	2017	2018	2017
MAKENA H. S.	58	50	0	0	2	3	17	30	85	78	100	74	99	100	4	2	3	4	404	346	303	75	285	82.4	2	0.5	3	0.87
JOY TO THE WORLD	25	38	0	0	1	2	16	27	37	83	53	61	28	61	9	5	0	1	199	299	135	67.8	234	78.3	1	0.5	2	0.67
CANA H. S.	29	39	0	0	1	1	11	10	44	60	62	47	52	56	0	15	0	0	203	273	170	83.7	174	63.7	1	0.49	1	0.37
EAGLE'S PEAK H. S.	29	18	0	0	1	0	10	3	39	14	46	8	41	21	9	26	0	3	203	123	137	67.5	46	37.4	1	0.49	0	0
MATSIE H. S.	25	23	0	0	1	0	4	9	18	21	34	23	41	27	24	28	10	8	206	176	98	47.6	80	45.5	1	0.49	0	0
LIKEPE H. S.	26	21	0	1	1	4	11	13	29	40	46	26	47	48	9	0	0	0	208	168	134	64.4	132	78.6	1	0.48	5	2.98
MANTOETSE H. S.	27	26	0	0	1	1	1	7	17	16	41	26	43	50	15	15	1	0	214	207	103	48.1	100	48.3	1	0.47	1	0.48
MEKALING H. S.	27	24	0	1	1	5	14	22	39	46	53	44	61	38	3	3	0	0	216	192	168	77.8	156	81.3	1	0.46	6	3.12
ADVENTVILLE H. S.	93	79	0	1	3	2	37	17	100	64	123	99	85	104	100	78	0	1	648	552	348	53.7	287	52	3	0.46	3	0.54
KHASAPANE H. S.	27	10	0	0	1	2	16	6	30	16	35	19	29	17	13	1	0	8	216	72	111	51.4	60	83.3	1	0.46	2	2.78
MARAKABEI H. S.	27	16	0	0	1	2	6	8	21	15	25	20	49	32	18	5	0	0	216	128	102	47.2	77	60.2	1	0.46	2	1.56
MAMPOTA H. S.	28	28	0	0	1	2	5	12	21	27	36	29	38	37	19	6	0	7	224	189	101	45.1	107	56.6	1	0.45	2	1.06
THABANA-MORENA	26	29	0	0	1	5	10	21	51	61	62	49	51	49	0	5	0	0	234	232	175	74.8	185	79.7	1	0.43	5	2.16
MAKHALONG H. S.	31	50	0	0	1	1	17	10	38	40	43	79	66	110	5	14	8	0	240	400	165	68.8	240	60	1	0.42	1	0.25
TSIKOANE H. S.	31	26	0	1	1	3	6	9	29	38	52	42	37	56	33	9	3	2	245	206	125	51	149	72.3	1	0.41	4	1.94
LEKOKOANENG H.	76	32	0	0	2	0	24	13	55	47	68	43	90	61	62	7	42	0	490	224	239	48.8	164	73.2	2	0.41	0	0
MANONYANE H. S.	62	55	1	0	1	2	15	12	55	53	62	51	81	95	88	57	7	10	489	430	215	44	213	49.5	2	0.41	2	0.47
KATSE H. S.	31	33	0	1	1	8	17	22	75	55	73	74	48	71	1	0	1	0	247	264	214	86.6	231	87.5	1	0.4	9	3.41
MATHOLENG H. S.	31	35	0	0	1	1	11	6	49	36	66	56	59	89	4	6	1	7	247	238	186	75.3	188	79	1	0.4	1	0.42
AMOHELANG H. S.	31	45	1	0	0	2	12	7	53	37	51	44	54	61	3	48	0	0	253	360	171	67.6	151	41.9	1	0.4	2	0.56
HONORAT LABREC.	33	44	0	0	1	7	5	16	33	51	36	64	52	91	18	16	10	9	253	343	127	50.2	229	66.8	1	0.4	7	2.04
KHUKHUNE H. S.	36	50	1	0	0	0	3	7	22	48	52	52	67	87	24	15	0	7	255	343	145	56.9	194	56.6	1	0.39	0	0
BELO H. S.	33	21	0	0	1	0	13	6	30	36	38	23	45	39	22	6	10	0	254	168	127	50	104	61.9	1	0.39	0	0
SENKOASE H. S.	33	44	0	0	1	0	5	8	12	31	28	50	54	90	30	28	9	0	255	352	100	39.2	179	50.9	1	0.39	0	0
JOHNSON BAKER H. S.	282	233	0	1	7	8	53	66	323	229	450	335	400	449	118	45	115	48	1859	1583	1233	66.3	1088	68.7	7	0.38	9	0.57
QHOLAQHOE H. S.	33	33	0	0	1	2	6	20	33	51	56	58	65	57	7	14	0	1	264	264	161	61	188	71.2	1	0.38	2	0.76
MPHAKI H. S.	36	42	0	0	1	2	11	24	47	54	50	53	61	84	18	12	11	1	277	335	170	61.4	217	64.8	1	0.36	2	0.6
BOCHELETSANE H.	36	46	0	0	1	0	20	1	38	31	28	36	50	89	25	50	8	7	280	361	137	48.9	157	43.5	1	0.36	0	0
CHRIST THE KING	72	94	1	0	1	5	24	12	92	57	124	138	121	216	29	43	1	3	575	749	363	63.1	428	57.1	2	0.35	5	0.67
PHUTHIATSANA H.	77	86	0	0	2	1	31	10	118	57	148	75	131	175	22	68	0	12	616	674	430	69.8	318	47.2	2	0.32	1	0.15
MARYLAND VOC. H.	44	57	0	0	1	0	15	9	45	59	67	82	69	123	24	25	12	2	340	454	197	57.9	273	60.1	1	0.29	0	0
ST. PHILLIP'S H. S.	53	62	0	0	1	0	7	2	48	37	90	58	92	95	24	82	1	18	401	416	238	59.4	192	46.2	1	0.25	0	0
ST. JOHN'S H. S.	109	66	0	2	2	3	30	32	102	104	159	116	176	112	55	28	24	1	848	527	469	55.3	369	70	2	0.24	5	0.95
MOYENI H. S.	61	74	0	0	1	5	10	25	40	84	83	87	96	151	43	35	5	14	462	557	230	49.8	352	63.2	1	0.22	5	0.9

EXAMINATIONS COUNCIL OF LESOTHO
SCHOOLS PERFORMANCE

Session: November 2017 - 2018

LGCSE/IGCSE O LEVEL

SCHOOL NAME	Total cand.		A*	A*	A	A	B	B	C	C	D	D	E	E	U	U	X	X	A-U	A-U	A-E	%	A-E	%	A*-A	%	A*-A	%
	2018	2017	2018	2017	2018	2017	2018	2017	2018	2017	2018	2017	2018	2017	2018	2017	2018	2017	2018	2017	2018	2017	2018	2017	2018	2017	2018	2017
MAKHOBALO H. S.	60	44	0	0	1	4	4	18	79	80	100	91	137	75	3	6	9	0	471	352	321	68.2	268	76.1	1	0.21	4	1.14
HLEOHENG H. S.	59	49	0	0	1	9	27	48	79	98	98	75	109	88	36	22	1	0	471	392	314	66.7	318	81.1	1	0.21	9	2.30
PARAY H. S.	67	87	0	0	1	18	12	48	54	101	85	109	118	133	18	25	3	3	467	606	270	57.8	409	67.5	1	0.21	18	2.97
L.I.F.E. H. S.	86	75	0	0	1	2	14	10	69	28	110	80	157	122	34	76	7	1	595	524	351	59	242	46.2	1	0.17	2	0.38
'MAMATHE C. H. S.	74	68	0	0	1	8	17	27	93	78	113	75	104	118	43	40	9	11	583	533	328	56.3	306	57.4	1	0.17	8	1.5
LINARENG H. S.	72	74	0	0	1	1	14	15	106	85	148	93	165	148	33	37	3	3	645	589	434	67.3	342	58.1	1	0.16	1	0.17
HOLY TRINITY H. S.	101	51	0	0	1	1	31	22	105	57	170	75	138	84	92	22	11	9	797	399	445	55.8	239	59.9	1	0.13	1	0.25
PHOMOLONG H. S.	53	97	0	0	0	11	35	68	161	172	133	191	64	204	0	4	4	0	420	776	393	93.6	646	83.2	0	0	11	1.42
MOLELE H. S.	4	14	0	0	0	0	0	0	4	4	10	15	10	24	0	6	0	1	28	97	24	85.7	43	44.3	0	0	0	0
THAMATHU H. S.	7	2	0	0	0	0	2	2	2	4	14	2	17	1	3	2	18	0	45	18	35	77.8	9	50	0	0	0	0
RANKAKALA H. S.	20	21	0	0	0	0	4	3	24	28	41	27	43	43	6	5	0	1	150	155	112	74.7	101	65.2	0	0	0	0
MATHULA H. S.	29	22	0	0	0	0	11	3	36	28	40	31	59	42	0	6	7	0	196	154	146	74.5	104	67.5	0	0	0	0
LIKHAKEG H. S.	59	52	0	0	0	0	32	4	102	51	93	76	65	118	11	8	7	3	406	361	292	71.9	249	69	0	0	0	0
SEHONG-HONG H. S.	24	31	0	0	0	0	12	8	34	31	28	23	31	41	3	15	0	1	168	216	105	62.5	103	47.7	0	0	0	0
PEKA H. S.	8	24	0	0	0	0	1	5	11	32	13	36	15	44	10	7	0	20	64	172	40	62.5	117	68	0	0	0	0
MORIFI H. S.	10	17	0	0	0	0	2	3	12	10	18	16	17	31	11	13	0	0	80	136	49	61.3	60	44.1	0	0	0	0
HAREENG H. S.	8	8	0	0	0	0	1	0	11	4	12	15	15	14	6	4	0	0	64	64	39	60.9	33	51.6	0	0	0	0
RABOETSI GVT. H.	25	13	0	0	0	1	3	4	24	22	30	19	45	26	5	5	7	0	168	104	102	60.7	72	69.2	0	0	1	0.96
MOSITI H. S.	15	24	0	0	0	0	4	1	16	11	19	22	33	43	3	18	0	12	120	156	72	60	77	49.4	0	0	0	0
KHORO H. S.	27	25	0	0	0	5	6	15	37	38	50	29	35	36	12	9	0	0	216	200	128	59.3	123	61.5	0	0	5	2.5
MONA H. S.	11	17	0	0	0	1	2	2	9	16	13	22	21	35	0	3	1	1	76	118	45	59.2	76	64.4	0	0	1	0.85
ST. CHARLES H. S.	77	47	0	0	0	7	7	22	94	104	109	87	153	90	25	0	0	0	616	376	363	58.9	310	82.4	0	0	7	1.86
BORIBENG H. S.	16	10	0	0	0	1	6	8	13	33	20	13	27	13	5	1	0	4	112	76	66	58.9	68	89.5	0	0	1	1.32
RENEKENG H. S.	25	23	0	0	0	3	4	4	25	34	34	23	38	44	15	4	0	1	175	160	101	57.7	108	67.5	0	0	3	1.88
MAHLOENYENG H.	36	37	0	0	0	2	2	9	29	32	53	45	56	62	11	13	9	0	243	259	140	57.6	150	57.9	0	0	2	0.77
ST. FRANCIS H. S.	23	23	0	0	0	0	4	5	35	20	30	30	37	55	14	10	0	0	184	184	106	57.6	110	59.8	0	0	0	0
ROULIN H. S.	50	37	0	0	0	0	14	21	49	41	65	63	97	52	33	17	5	0	395	296	225	57	177	59.8	0	0	0	0
ST. LAWRENCE H. S.	20	20	0	0	0	5	3	12	15	19	31	35	42	38	12	3	0	0	160	160	91	56.9	109	68.1	0	0	5	3.12
ZENON H. S.	57	36	0	0	0	1	5	8	68	53	92	57	93	89	29	6	1	8	455	280	258	56.7	208	74.3	0	0	1	0.36
IKAHENG H. S.	46	34	0	0	0	3	10	4	38	26	53	48	81	52	35	11	1	0	321	238	182	56.7	133	55.9	0	0	3	1.26
SEMONKONG H. S.	41	27	0	0	0	4	3	21	41	53	56	40	60	49	14	0	8	1	284	189	160	56.3	167	88.4	0	0	4	2.12
SEKAMENG DIOCES.	30	15	0	0	0	0	2	3	24	13	40	15	51	26	11	1	1	7	209	98	117	56	57	58.2	0	0	0	0
MANTS'ASE H. S.	11	10	0	0	0	0	5	3	7	9	15	10	20	25	6	9	0	0	85	80	47	55.3	47	58.8	0	0	0	0
BOQATE H. S.	41	42	0	0	0	5	7	14	35	44	47	46	68	68	17	15	3	3	284	291	157	55.3	177	60.8	0	0	5	1.72

**EXAMINATIONS COUNCIL OF LESOTHO
SCHOOLS PERFORMANCE**

Session: November 2017 - 2018

LGCSE/IGCSE O LEVEL

SCHOOL NAME	Total cand.		A*	A*	A	A	B	B	C	C	D	D	E	E	U	U	X	X	A-U	A-U	A-E	%	A-E	%	A*-A	%	A*-A	%
	2018	2017	2018	2017	2018	2017	2018	2017	2018	2017	2018	2017	2018	2017	2018	2017	2018	2017	2018	2017	2018	2017	2018	2017	2018	2017	2018	2017
ST. JOHN TLALI H. S. T	14	9	0	0	0	0	2	0	8	4	24	9	25	23	9	1	5	0	107	72	59	55.1	36	50	0	0	0	0
MT. CARMEL H. S.	30	17	0	0	0	0	3	9	28	32	50	40	50	29	15	4	2	0	238	136	131	55	110	80.9	0	0	0	0
MATLAKENG H. S.	17	37	0	1	0	4	8	33	15	53	21	44	30	61	5	2	0	8	136	288	74	54.4	196	68.1	0	0	5	1.74
LETSIE H. S.	18	19	0	0	0	1	4	2	14	19	20	23	27	28	6	14	3	2	123	131	65	52.8	73	55.7	0	0	1	0.76
MOHALE H. S.	15	20	0	1	0	0	1	7	6	37	20	31	28	38	6	1	0	0	105	140	55	52.4	114	81.4	0	0	1	0.71
BOITELO H. S.	15	28	0	0	0	0	5	4	13	18	21	24	23	54	15	31	0	11	120	225	62	51.7	100	44.4	0	0	0	0
TS'EPO CHRIST. H. S.	91	69	0	0	0	0	14	3	76	36	110	65	123	103	65	59	9	25	629	458	323	51.4	207	45.2	0	0	0	0
CHRIST THE SAVIOUR	30	26	0	0	0	0	12	1	27	9	35	22	32	37	19	17	2	0	208	182	106	51	69	37.9	0	0	0	0
MOKOALLONG H. S.	56	34	0	0	0	2	12	16	46	45	81	64	104	68	63	21	24	3	479	298	243	50.7	195	65.4	0	0	2	0.67
ST. SAVIOUR'S H. S.	35	21	0	0	0	4	4	19	23	24	45	28	47	30	20	3	7	14	238	133	119	50	105	78.9	0	0	4	3.01
MASERU H. S.	43	28	0	0	0	1	3	6	18	19	48	22	61	43	34	25	21	10	262	180	130	49.6	91	50.6	0	0	1	0.56
RAMAQHANYANE	30	27	0	0	0	0	5	5	21	18	29	29	49	39	14	16	0	0	210	189	104	49.5	91	48.1	0	0	0	0
TS'EKELO H. S.	36	22	0	0	0	0	1	11	35	27	36	29	49	41	39	2	5	0	247	154	121	49	108	70.1	0	0	0	0
MATSEPE H. S.	34	38	0	0	0	0	4	2	27	20	43	44	54	78	17	29	4	9	268	295	128	47.8	144	48.8	0	0	0	0
BATAUNG H. S.	15	17	0	0	0	0	2	3	14	8	18	29	23	42	9	3	0	1	120	135	57	47.5	82	60.7	0	0	0	0
TEBELLONG H. S.	15	10	0	0	0	0	2	1	11	7	17	8	23	18	8	8	8	1	112	79	53	47.3	34	43	0	0	0	0
SILOE H. S.	40	40	0	1	0	1	4	4	28	36	42	38	70	86	18	9	4	13	309	301	144	46.6	166	55.1	0	0	2	0.66
KHUBETSOANA H. S.	81	75	0	0	0	2	9	11	60	44	81	63	110	126	57	64	9	9	558	516	260	46.6	246	47.7	0	0	2	0.39
KOENENG H. S.	23	28	0	0	0	0	2	8	12	17	31	31	36	78	8	10	10	0	174	224	81	46.6	134	59.8	0	0	0	0
MAKINTANE H. S.	27	19	0	0	0	0	1	1	13	21	39	33	43	57	19	4	8	0	208	152	96	46.2	112	73.7	0	0	0	0
EMMANUEL H. S.	31	31	0	0	0	1	1	20	21	64	49	49	43	53	17	8	0	0	248	248	114	46	187	75.4	0	0	1	0.4
MASALENG H. S.	15	15	0	0	0	1	0	1	11	10	10	12	33	42	16	8	0	0	119	120	54	45.4	66	55	0	0	1	0.83
MATHEBE H. S.	19	28	0	0	0	0	4	0	13	11	15	27	28	43	12	30	0	0	133	196	60	45.1	81	41.3	0	0	0	0
MOSOANG GVT. H. S.	10	12	0	0	0	0	4	1	5	8	11	20	11	20	7	4	1	10	69	74	31	44.9	49	66.2	0	0	0	0
MALEFILOANE H. S.	12	23	0	0	0	0	3	0	12	10	13	13	9	28	14	30	0	7	84	154	37	44	51	33.1	0	0	0	0
THOTENG H. S.	3	1	0	0	0	0	0	1	2	2	3	2	4	2	3	0	0	0	21	7	9	42.9	7	100	0	0	0	0
SEKONYELA H. S.	67	82	0	0	0	0	13	19	45	56	69	71	93	152	51	75	8	8	528	648	220	41.7	298	46	0	0	0	0
MARAKABEI H. S.	11	14	0	0	0	0	1	1	8	2	15	8	10	23	21	28	6	10	82	102	34	41.5	34	33.3	0	0	0	0
BEREA H. S.	57	37	0	0	0	0	7	13	48	54	67	48	61	42	60	33	4	0	452	296	183	40.5	157	53	0	0	0	0
MALEFANE H. S.	27	16	0	0	0	0	8	5	22	15	19	16	38	19	21	25	0	0	216	128	87	40.3	55	43	0	0	0	0
BETHESDA H. S.	5	6	0	0	0	0	1	0	1	1	5	4	9	12	3	7	0	8	40	40	16	40	17	42.5	0	0	0	0
EAGLES H. S.	176	171	0	0	0	1	12	22	80	98	132	111	200	195	214	245	52	19	1174	1175	424	36.1	427	36.3	0	0	1	0.09
MORATE E. M. H. S.	46	52	0	0	0	0	1	4	16	25	44	40	58	73	45	62	10	7	330	382	119	36.1	142	37.2	0	0	0	0
THUTO-KE-LESELI	42	36	0	0	0	1	5	7	21	36	39	32	51	68	37	25	8	1	328	287	116	35.4	144	50.2	0	0	1	0.35

EXAMINATIONS COUNCIL OF LESOTHO
SCHOOLS PERFORMANCE

Session: November 2017 - 2018

LGCSE/IGCSE O LEVEL

SCHOOL NAME	Total cand.		A*	A*	A	A	B	B	C	C	D	D	E	E	U	U	X	X	A-U	A-U	A-E	%	A-E	%	A*-A	%	A*-A	%
	2018	2017	2018	2017	2018	2017	2018	2017	2018	2017	2018	2017	2018	2017	2018	2017	2018	2017	2018	2017	2018	2017	2018	2017	2018	2017	2018	2017
RIBANENG H. S.	24	15	0	0	0	0	3	5	13	11	19	25	35	32	21	16	10	0	201	135	70	34.8	73	54.1	0	0	0	0
MASSABIELLE H. S.	16	21	0	0	0	2	3	1	7	13	11	12	20	24	26	44	9	4	119	164	41	34.5	52	31.7	0	0	2	1.22
TS'EPHE H. S.	26	17	0	0	0	0	4	5	9	11	23	11	21	17	29	14	0	0	182	119	57	31.3	44	37	0	0	0	0
KHOTSANG H. S.	11	21	0	0	0	2	2	8	4	14	6	36	7	43	7	1	7	0	70	147	19	27.1	103	70.1	0	0	2	1.36
BETHEL H. S.	15	18	0	0	0	0	1	1	4	10	14	21	11	28	36	21	1	0	119	141	30	25.2	60	42.6	0	0	0	0